

KIT # 14

AGES 6+


# XEVOZ™

## ASSEMBLY INSTRUCTIONS




UNNATURAL™

TOMB WRAITH™



**CUSTOMIZE IT!**  
Stick the XEVOZ CHAMPION STICKERS™ on your figure as shown, matching the numbers and colors to the parts. You decide where to stick the rest!



655318



Product and colors may vary.  
Skins and its logo are trademarks of Hasbro © 2008 Private Limited.  
© 2008 Hasbro. All Rights reserved. © Hasbro Reg. U.S. Pat & TM Office.  
U.S. Patent Pending.



TOMBSTONE ISLAND

WANT AN EVEN MORE POWERFUL WARRIOR?  
CHECK OUT XEVOZ.COM

SPECIFICATIONS  
AVERAGE HEIGHT >>> 8.10"  
AVERAGE WEIGHT >>> 100 LB  
STRENGTH TYPE >>> 8  
ENDURANCE TYPE >>> 8

**UNNATURAL™** >>> Grishy breed of mythical creatures, zombies, and skeletons known for hideous appearance and general lack of manners. Likes: lurking in shadows and attacking unsuspecting travelers. Dislikes: hazy happy bunnies. Favorite haunt: logs of Tombstone Island.

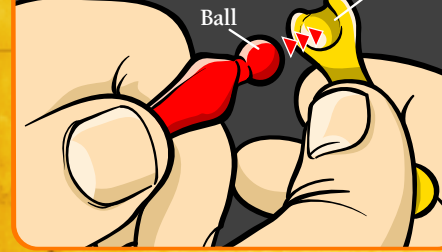
**TOMB WRAITH™** >>> Cousin to GRIMSKULL™, with a more solitary nature and rock-hard fossilized bones. Known to delight in the mild climate and pleasing air of dungeons and tombs. Wildly covets of magical weapons, armor and scrolls. NOTE: Beware of soft voices in the dark. Once you see those red eyes, it's probably too late.

## UNNATURAL™ / TOMB WRAITH™

BUILD | BATTLE | XEVOLVE

To build your most powerful TOMB WRAITH warrior, first snap the hip piece onto the chest piece. Then YOU DECIDE which weapons, armor, and body parts to add on!  
HINT: As you build, it may be easier to assemble the arms and legs before you snap them into the figure's torso.

**TO ASSEMBLE PARTS:**  
Snap the ball into the widest part of the socket as shown.



**TO DISASSEMBLE PARTS:**  
Bend at joint and pop ball out of socket. (Easier than pulling straight out!)

